A1

EXISTING ELECTRICAL SERVICES NOTES:

THE ELECTRICAL CONTRACTOR SHALL ALLOW FOR ALL NECESSARY MODIFICATIONS TO THE EXISTING ELECTRICAL SERVICES INFRASTRUCTURE AS REQUIRED TO FACILITATE THE PROPOSED WORKS.

ALL PROPOSED MODIFICATIONS TO THE EXISTING ELECTRICAL SERVICES INFRASTRUCTURE SHALL BE REVIEWED AND AGREED WITH THE BUILDING SERVICES ENGINEER PRIOR TO COMMENCEMENT ON SITE.

EXISTING OBSOLETE POWER POINTS & CONTROL POINTS SHALL BE DISCONNECTED & REMOVED AS REQUIRED TOGETHER WITH ALL OBSOLETE CABLING, CONTAINMENT, FIXINGS & SUPPORTS TO FACILITATE THE PROPOSED WORKS.

PRIOR TO COMMENCING ANY DE-INSTALLATION OR MODIFICATION WORKS, THE ELECTRICAL CONTRACTOR SHALL TRACE ALL EXISTING CABLING END-TO-END, VERIFY ITS FUNCTION AND ENSURE IT IS SAFELY ISOLATED. EXISTING LV SUB-MAINS AND LV SUB-CIRCUITS SHALL BE ISOLATED AND PHYSICALLY DISCONNECTED AT THE RELEVANT DISTRIBUTION BOARDS AS REQUIRED PRIOR TO COMMENCEMENT OF DE-INSTALLATION OR MODIFICATION WORKS.

EXISTING CABLING ROUTED THROUGH THE MAIN AREAS OF WORKS AND SERVING ELECTRICAL INFRASTRUCTURE OUTSIDE THE WORKS AREA, WHICH IS TO REMAIN OPERATIONAL, SHALL BE IDENTIFIED, LABELLED AND ADEQUATELY PROTECTED FOR THE DURATION OF THE WORKS. ANY EXISTING CABLING THAT IS NOT MECHANICALLY PROTECTED SHALL BE DIVERTED INTO NEW GALVANISED STEEL CONTAINMENT.

ALLOW FOR TESTING AND FULL RECOMMISSIONING OF ALL EXISTING SYSTEMS AFFECTED BY THE WORKS.

THE SCHOOL AUTHORITY SHALL BE ADVISED THAT ELECTRICAL SERVICES MAY BE TEMPORARILY UNAVAILABLE IN AREAS OF THE BUILDING OUTSIDE THE PRINCIPAL AREAS OF WORK. THE ELECTRICAL CONTRACTOR SHALL ALLOW FOR OUT-OF-HOURS WORKING WHERE NECESSARY TO MINIMISE DISRUPTION TO ELECTRICAL SERVICES DURING NORMAL OFFICE HOURS.

TENDERING CONTRACTORS ARE STRONGLY ADVISED TO VISIT SITE PRIOR TO SUBMISSION OF THEIR TENDER TO SURVEY THE AREAS OF WORK AND FAMILIARISE THEMSELVES WITH THE SCOPE AND EXTENT OF THE WORKS DESCRIBED ABOVE, TOGETHER WITH ALL OTHER WORKS INDICATED ON THIS AND THE ASSOCIATED DRAWINGS. TENDER SUBMISSIONS SHALL BE DEEMED TO HAVE INCLUDED FOR ALL NECESSARY ALLOWANCES ARISING FROM THIS EXERCISE. ADDITIONAL COSTS INCURRED AS A RESULT OF A FAILURE TO UNDERTAKE A PRE-TENDER SITE VISIT WILL NOT BE ACCEPTED.

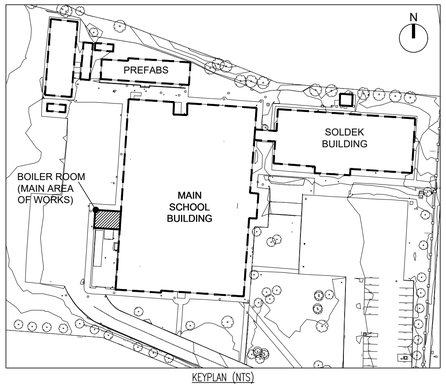

KEYPLAN (NTS)

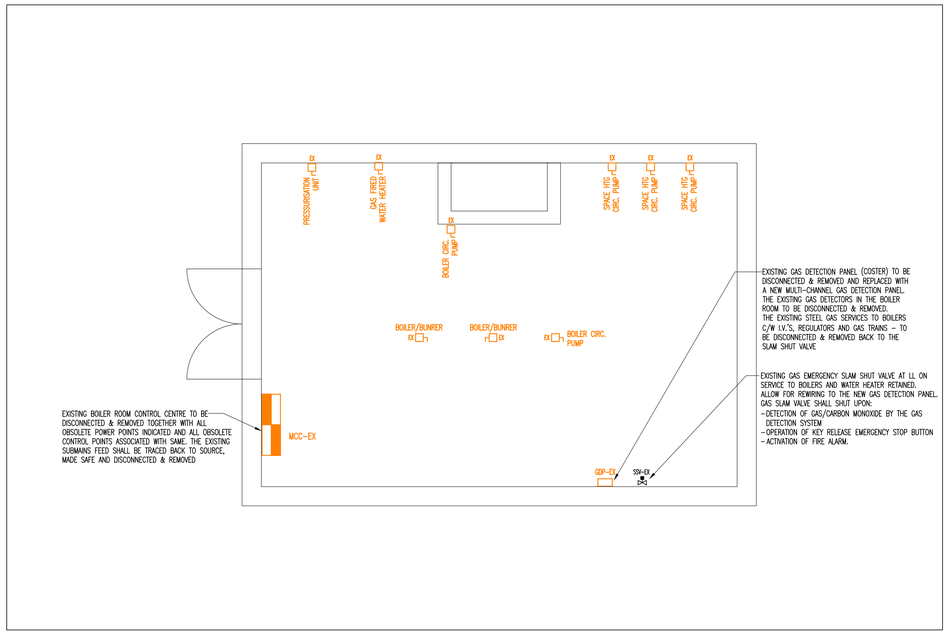

1 EXISTING ELECTRICAL SERVICES LAYOUT
1:50 @ A1

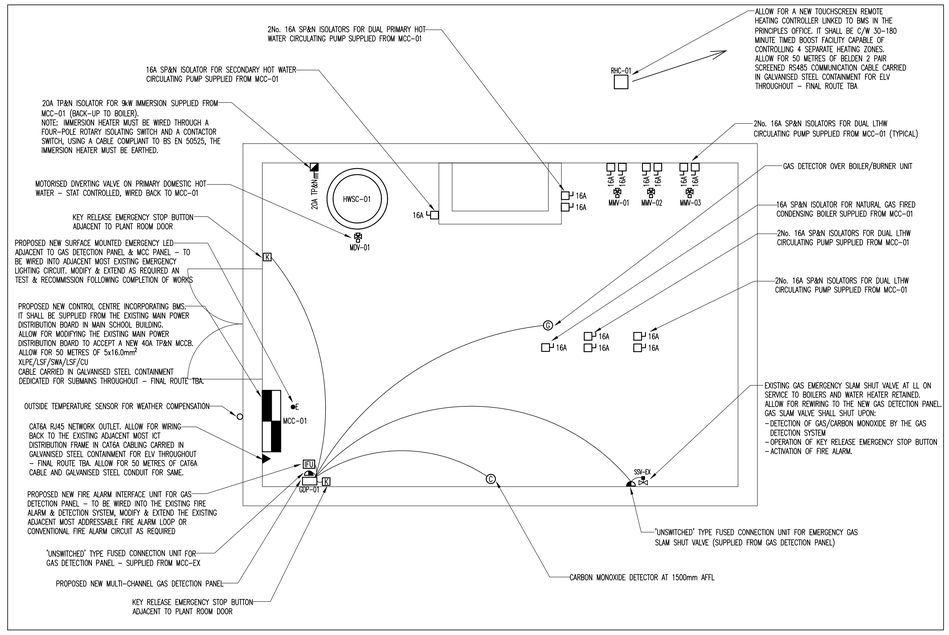

2 PROPOSED ELECTRICAL SERVICES LAYOUT
1:50 @ A1

GENERAL NOTES

1) Do not scale services equipment from this drawing.
2) All dimensions should be checked on site.
3) Any drawing errors or divergences should be brought to the attention of Geaney Engineering Consultants at the address shown below.
4) Drawing to be read in conjunction with all other drawings and documentation.

NOTES:

1. THIS DRAWING SHALL BE READ IN CONJUNCTION WITH ALL MECHANICAL, ELECTRICAL, ARCHITECTURAL AND STRUCTURAL DRAWINGS & SPECIFICATIONS.
2. THE MECHANICAL & ELECTRICAL CONTRACTORS SHALL CO-ORDINATE ALL SERVICES FULLY WITH ALL TRADES BEFORE COMMENCING WORK.
3. DO NOT SCALE THIS DRAWING. ALL DIMENSIONS SHALL BE TAKEN ON SITE.
4. THE MECHANICAL & ELECTRICAL CONTRACTORS SHALL BE RESPONSIBLE FOR PROVIDING ALL NECESSARY INFORMATION TO ALLOW PROPER CO-ORDINATION OF ALL SERVICES.
5. EXTRA COSTS INCURRED DUE TO THE CO-ORDINATION EXERCISE NOT BEING COMPLETED WILL NOT BE ACCEPTED BY THE ENGINEER.
6. EXACT LOCATION OF ALL SERVICES SHALL BE AGREED WITH THE EMPLOYERS REPRESENTATIVE PRIOR TO COMMENCEMENT ON SITE.
7. ALL SERVICES AS SHOWN ON THIS DRAWING SHALL BE INCLUDED IN THE FINAL TENDER PRICE.
8. SAMPLE OF ALL EQUIPMENT SHALL BE APPROVED BY CLIENT, ARCHITECT AND BUILDING SERVICES ENGINEER PRIOR TO ORDERING.
9. ALL DIMENSIONS IN MILLIMETRES UNLESS STATED OTHERWISE.

GENERAL SERVICES & SMALL POWER LEGEND:

- FUSED CONNECTION UNIT C/W NEON INDICATOR – 'UNSWITCHED' TYPE
- SINGLE PHASE & NEUTRAL ISOLATOR – RATING AS INDICATED
- THREE PHASE & NEUTRAL ISOLATOR – RATING AS INDICATED
- MDV-__ MOTORISED DIVERTING VALVE
- MMV-__ MOTORISED MIXING VALVE
- RJ45 NETWORK OUTLET – CAT 6A
- EX EXISTING FUSED CONNECTION UNIT – 'UNSWITCHED' TYPE
- EX EXISTING POWER ISOLATOR

FIRE ALARM & DETECTION LEGEND:

- FIU FIRE ALARM INTERFACE UNIT

GAS SAFETY LEGEND:

- GDP-01 GAS DETECTION PANEL
- GAS DETECTOR LINKED TO GAS DETECTION PANEL
- KEY RELEASE EMERGENCY STOP BUTTON LINKED TO GAS DETECTION PANEL
- CARBON MONOXIDE DETECTOR LINKED TO GAS DETECTION PANEL
- SSV-EX EXISTING GAS SLAM SHUT VALVE LINKED TO GAS DETECTION PANEL

EMERGENCY LIGHTING LEGEND:

- SURFACE MOUNTED EMERGENCY LED – IP65 RATED ANSELL IP65 FALCON SURFACE OR EQUIVALENT

Revision	Description	Date	Drawn	Checked
A	Tender Issue	23-Jun-2026	FD	JG

GEANEY ENGINEERING CONSULTANTS
STUDIO 22,
WATERFORD BUSINESS PARK,
CORK ROAD,
WATERFORD,
IRELAND.
TEL: 051-879371
FAX: 051-853188
EMAIL: info@geaneyengineering.ie

project title:
Emergency Works Scheme
Boiler Upgrade at
St. Kevin's Community College
Fonthill Rd, Clondalkin, Dublin 22

drawing title:
Electrical Services Layout

scale: 1:50 @A1

project number: 0841

drawing number: Volume A. 3.3 - EL1